

AdminUI Style Guide

Devil is in the details

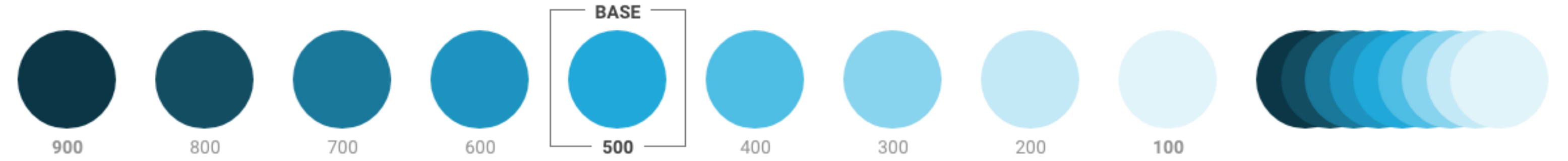
Michał Ziętek

Colors

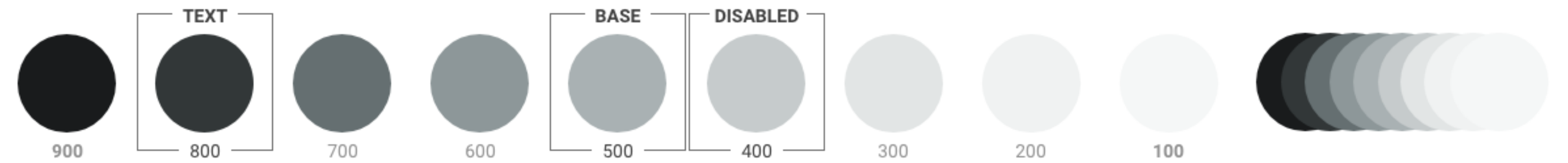
Palette of shades

Admin UI – Colors

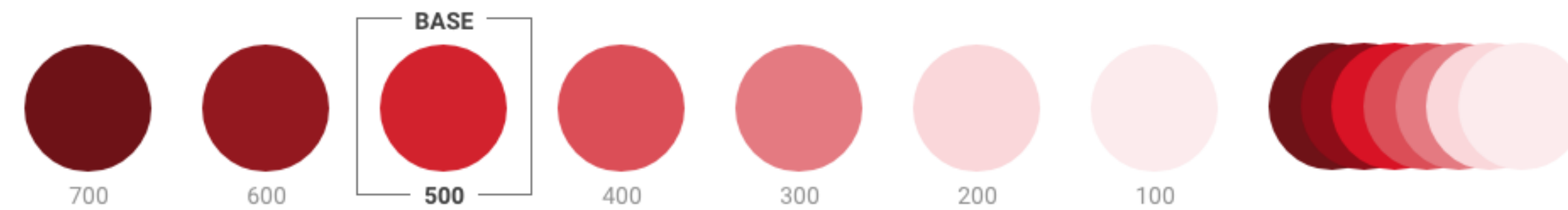
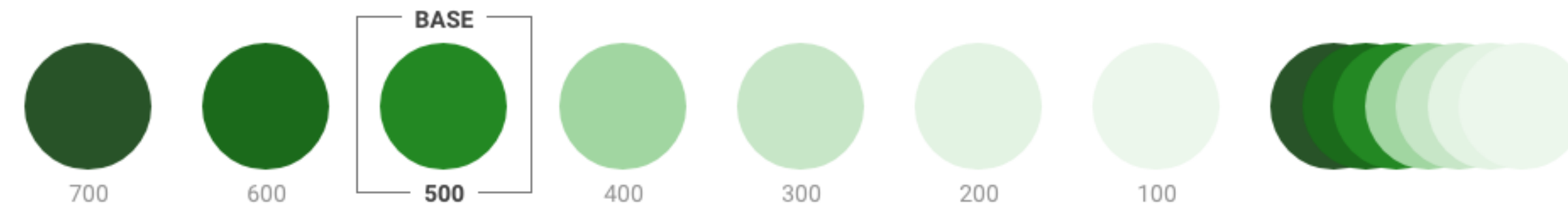
Blue Color and Shades



Neutral and Shades



Specific and Accent Colors



Typography Details

Admin UI – Typography

Main font

Google Fonts / Roboto

<https://fonts.google.com/specimen/Roboto>

Sizes & Scaling

8px = 0.5rem
9px = 0.5625rem
10px = 0.625rem
11px = 0.6875rem
12px = 0.75rem
13px = 0.8125rem
14px = 0.875rem
15px = 0.9375rem
16px = 1rem (base)
18px = 1.125rem
20px = 1.25rem
22px = 1.375rem
24px = 1.5rem
26px = 1.625rem
28px = 1.75rem
30px = 1.875rem
32px = 2rem
34px = 2.125rem
36px = 2.25rem
38px = 2.375rem
40px = 2.5rem

Variants

100 – Thin
100i – *Thin Italic*
300 – Light
300i – *Light Italic*
400 – Regular
400i – *Regular Italic*
500 – Medium
500i – *Medium Italic*
700 – Bold
700i – *Bold Italic*
900 – Black
900i – *Black Italic*

Headings

Font-weight: Medium / 500

40px = 2.5rem <h1></h1> h1. Bootstrap heading // color: #8D9799
32px = 2rem <h2></h2> h2. Bootstrap heading // color: #8D9799
28px = 1.75rem <h3></h3> h3. Bootstrap heading // color: #8D9799
24px = 1.5rem <h4></h4> h4. Bootstrap heading // color: #8D9799
20px = 1.25rem <h5></h5> h5. Bootstrap heading // color: #8D9799
16px = 1rem <h6></h6> h6. Bootstrap heading // color: #8D9799

Paragraph/Text

Font: 0.875rem(14px) Regular #323738;

Line-height: 1.5;

Space after paragraph: 1rem;

Lorem ipsum dolor sit amet, consectetur adipiscing elit. Suspendisse tempor a libero quis consectetur. Ut aliquam tellus consectetur semper tincidunt. Maecenas et arcu molestie, luctus velit sed, tempor dolor. Nulla tristique mi dolor, eleifend posuere ligula volutpat eu. Proin at tellus sed nibh commodo dapibus vel vel enim. Sed scelerisque faucibus sapien, eu laoreet elit. Quisque ultricies nisl in arcu blandit, sit amet ultrices libero pretium. Pellentesque imperdiet eget leo sed accumsan.

Aenean ac porta quam. Mauris aliquet augue massa, eget gravida dui convallis quis. Mauris accumsan ipsum a mauris ullamcorper pulvinar. Integer congue, mi sit amet luctus suscipit, ante enim posuere augue, sed dapibus erat augue a nunc. Nunc gravida nunc nec ex venenatis euismod. Praesent et magna non congue ut at urna.

Question style


Font: 0.875rem(14px) Medium #323738

Lorem ipsum dolor sit amet, consectetur adipiscing elit?

Buttons

Types & styles

Button's Anatomy



padding: 8px 16px

font: Roboto Medium / 500;

font-size: 14px;

color: #FFF;

border-radius: .25 rem;

box-shadow: 2px 1px 1px 0 rgba(18, 77, 98, 0.1),
0px 2px 3px 0 rgba(10, 54, 70, 0.15);

Focus state shadow:

box-shadow: 0 0 2px 0.15rem \$focus-shadow-color;

Buttons' Hierarchy

Usual Actions

[Actions Edit, Details etc.](#)

	Not Active	Normal/Active	Hover
Primary			
Secondary			
Default			
Link			

Positive Action

[Actions like Save, Confirm, Accept etc.](#)

	Not Active	Normal/Active	Hover
Primary			
Secondary			

Negative Action

[Actions like Delete, Canceling Confirmation etc.](#)

	Not Active	Normal/Active	Hover	Focus
Primary				
Secondary				

Buttons

Do's and don'ts

DO'S & DON'TS

Examples of proper usage



Situations to avoid



Don't use two Primary action buttons in the same block of buttons.



Negative action first.



Secondary + Default

Default + Secondary




Pills & Chips




Shared language

3


Pill's Anatomy

 padding: - 4px - 8px
font: Roboto Bold / 700;
font-size: 9px;
border-radius: 0.5625rem (9px);
height: 1.125rem (18px);
text-transform: uppercase;
text color is type of pill dependent
width is pill text dependent




Pill's Examples

 color: #276A1A; background-color: #D4F4D4;
 color: #8E0F18; background-color: #FAD7DA;
 color: #E65100; background-color: #FEF3E0;

Chip's Anatomy

 padding: - 4px - 8px
font: Roboto Bold / 700;
font-size: 9px;
border-radius: 0.5625rem (9px);
height: 1.125rem (18px);
text-transform: uppercase;
text color is type of chip dependent
width is chip text and icon dependent

Chip's Examples

 color: #276A1A; background-color: #D4F4D4;
 color: #8E0F18; background-color: #FAD7DA;
 color: #E65100; background-color: #FEF3E0;

Filters and Date Pickers

Filters with the value

Add Filter ▾ Default state for the filter dropdown

Add Filter ▾ Click State
We are using Secondary style for the dropdown menu with icon

Filter Hover
Filter Normal
Filter Normal
Disabled

Item Hover State
While mouse hovering over the desired filter:
background-color: #F0F2F2
font-weight: Medium
color: #2F3334

View with applied filters

Add Filter ▾ 2019/12/10 - 2020/01/22 × de_at fr_fr pl_pl ×

Filter by search phrase.
Flow below.

Search × Merchant | ×

Opened dropdown with search and multi-select (shown as example)

de_at fr_fr pl_pl ×

Search

- de_de
- de_at
- de_ch
- fr_fr
- pl_pl

Save

Opened date range picker (shown as example)

2019/12/10 - 2020/01/22 ×

		January 2020								
		Sun	Mon	Tue	Wed	Thu	Fri	Sat		
49	1	2	3	4	5	6	7			
50	8	9	10	11	12	13	14			
51	15	16	17	18	19	20	21			
52	22	23	24	25	26	27	28			
53	29	30	31	1	2	3	4			
54	5	6	7	8	9	10	11			

Opened single date picker (shown as example)

2019/12/10 - 2020/01/22 ×

		January 2020								
		Sun	Mon	Tue	Wed	Thu	Fri	Sat		
49	1	2	3	4	5	6	7			
50	8	9	10	11	12	13	14			
51	15	16	17	18	19	20	21			
52	22	23	24	25	26	27	28			
53	29	30	31	1	2	3	4			
54	5	6	7	8	9	10	11			

Text Dropdown (shown as example)

Status ×

Filter Hover
Filter Normal
Filter Normal
Disabled

Input Fields

General information – Input fields

Font: Roboto
Weight: Regular // 400
Color: Depends on the State
Border: 1px solid
Border-radius: 4px;
Height: 32px;

Search input

<input type="text" value="🔍 Search by ..."/>	Normal state
<input type="text" value="🔍 Search by... Searching "/>	Entering Data State

Input states

Not in the Edit Mode	Font Color: #323738
<input type="text" value="Edit Mode On/Typing/Focused"/>	Border color: #88D3ED Font Color: #323738
<input type="text" value="Edit Mode On/Not Focused"/>	Border Color: #919191 Font Color: #323738
<input type="text" value="Validation Error"/> Validation Error Message	Border Color: #F55E67 Font Color: #D2222D

Textarea

<input type="text" value="Focus"/>
<input type="text" value="Edit Mode/Not Focused"/>
<input type="text" value="Focus"/> Validation Error Message

Labels Horizontal

Label	Not in the Edit Mode
Label	<input type="text" value="Edit Mode On/Typing/Focused"/>
Label	<input type="text" value="Edit Mode On/Not Focused"/>
Label	<input type="text" value="Validation Error"/> Validation Error Message

Set maximum width for the label.

Labels Vertical

Label	Not in the Edit Mode
Label	<input type="text" value="Edit Mode On/Typing/Focused"/>
Label	<input type="text" value="Edit Mode On/Not Focused"/>
Label	<input type="text" value="Validation Error"/> Validation Error Message

Others

Pagination, toggle switch, radio and check buttons

Pagination

First page

« Previous **1** 2 3 4 5 ... 35 Next »

Middle page

« Previous 1 **2** 3 4 5 ... 35 Next »

Last page

« Previous 1 ... 31 32 33 34 **35** Next »

● Hover background color for numbers + white text.

● Text color + decoration underline

Toggle



Off



On

Radio Button

Font Awesome • 14px Regular #656F71 • `<i class="far fa-circle"></i>` • f111

Font Awesome • 14px Regular #20A8D8 • `<i class="far fa-dot-circle"></i>` • f192

Checkbox

Font Awesome • 14px Regular #656F71 • `<i class="far fa-square"></i>` • f0c8

Font Awesome • 14px Solid #20A8D8 • `<i class="fas fa-minus-square"></i>` • f146

Font Awesome • 14px Solid #20A8D8 • `<i class="fas fa-check-square"></i>` • f14a

Component

Modal

Minimum size of the modal window

Browser top bar height - 110px

If you click Close button there should be system dialog to confirm changes
Icon size: 14px

Modal header

Border: 1px solid #F0F2F2

468x390

Use scrollbar if there is more content than the window size

< Back

Copy

Cancel

Reduced left and right margin to 40px

Positive action first.

Let's talk.



Michał Ziętek

zietasuuu@gmail.com

+48 605.822.873